


ACCU-PRINT HIGH-TECH V-LS™

Long Stroke Series for Banners & Other Large Format Printing



4321 N. Knox Ave., Chicago IL, 60641

sales@awtworldtrade.com

www.awt-gpi.com

773.777.7100

773.777.0909

A Division of the AWT World Trade Group

ACCU-PRINT HIGH-TECH V-LS™

Screen Exposing Unit with Fluorescent LED Light Source

ADVANTAGES

- Bearing-actuated micro-registration system provides precise registration, with tolerances to +/- .002"
- Four-point Masterframe lock-in for outstanding image repeatability
- Masterframe accepts all types of frames, including roller frames
- Automatic computer-controlled stroke adjustment sets stroke quickly from control panel without moving sensors
- Press diagnostics and productivity interface for instant, onboard troubleshooting with productivity enhancement programming
- Pneumatic Squeegeelizer™ squeegee pressure equalizer automatically levels squeegee pressure across the substrate
- Exclusive ink recovery system reduces production waste
- All aluminum vacuum table provides a certified flat surface
- Safety package includes all-around electric eye protection, side safety bars and key-operated cycle protection

The Accu-Print High-Tech™ V-LS long stroke automatic screen printing press is engineered specifically for the particular demands of high-speed, in-line production of banners, posters, signage, and virtually any printable large-format substrate. The hydraulic vertical lift drive ensures ultra-smooth operation at full production speeds and affords easy access to the working area. Lateral print stroke provides better support for the squeegee, ensuring consistent application of ink even in high-coverage areas.

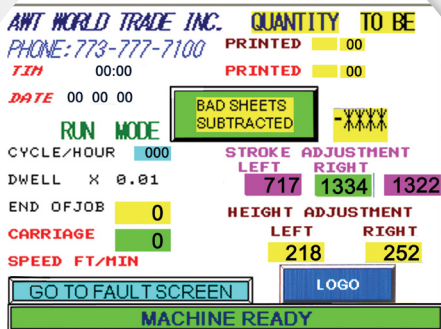
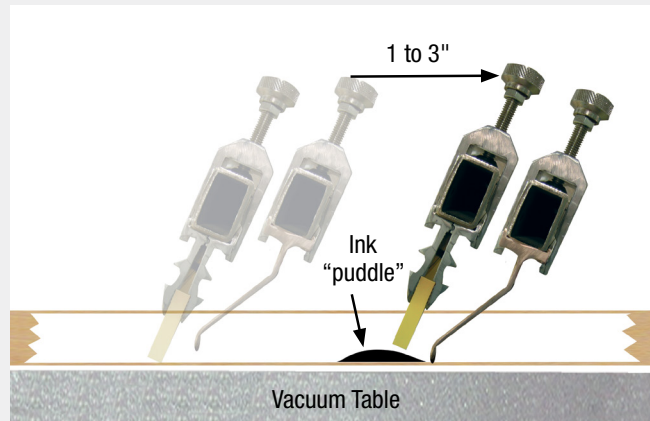
All functions on the Accu-Print High-Tech V-LS are micro-processor controlled. Computer-controlled stroke adjustment allows the operator to set both front and rear positions from the control panel. The unique ink recovery system is also actuated from the control panel, moving the carriage past pre-set limits to pick up excess ink in the well. For distortion control of large stock, The V-LS vacuum control system can be incrementally adjusted across the full length of the print stroke.

The quiet, maintenance-free Max-Air™ vacuum motor delivers adjustable holddown of substrates at the lowest noise levels in the industry, while the available blowback feature allows safe and easy removal of stock after printing.

ACCU-PRINT HIGH-TECH V-LS™

Screen Exposing Unit with Fluorescent LED Light Source

The ink recovery system is a labor saving feature which allows efficient use of ink in the screen well. When activated, the ink recovery feature causes the squeegee to travel one to three inches beyond the rear stroke length setting. This additional travel allows the floodbar to “pick up” ink for the flood stroke. This process is activated once each time the ink recovery engage button on the control panel is pressed. This system minimizes the need to push ink forward manually. The distance of the additional carriage travel is set on the control panel.



The Touch-screen Diagnostic & Productivity Interface provides instant, on-board troubleshooting with productivity enhancement programming. Display includes basic press information, error messages and individual job status.



The Automatic Computer-controlled Stroke Setting allows the operator to set stroke from up-front control panel without moving sensors.



Standard Features

- Automatic computer-controlled stroke setting
- Independent carriage stroke and head lift drive
- Universal masterframe
- Super micro-registration
- Four point off-contact control
- Exclusive peel system with tool-free peel rate adjustment
- Independent squeegee and floodbar speeds
- "0" Off-contact
- Three-Way mode selection
- Exclusive ink recovery system
- Hydraulic safety back-up system for print head
- Graduated or full vacuum modes
- Key-operated carriage cycle protection
- Press diagnostics and productivity interface
- Instant service worldwide via Internet-based remote diagnostics

Options & Accessories

- Side or rear take-off systems
- Extra gripper assembly for take-off
- Pneumatically-operated feeding guides
- Pneumatic squeegee and floodbar "U" clamps
- Dripless squeegee system
- Height adjustment system for up to 6"e thickness with up to 5 sets of blocks
- Equal pressure indicator system for chopper assembly
- Squeegee and floodbar pneumatic support cylinders
- Upgraded vacuum system with two motors for heavy material
- Conversion to 50 Hz

Specifications

CAT. NO.	DESCRIPTION	TABLE THICKNESS	CYCLE SPEED RANGE	ELECTRICAL*	HP	AMPS	MINIMUM AIR REQUIREMENTS
LS-52100	52 x 100" (133 x 254cm)	3" (7.5cm)	Up to 600 iph	230V, 3Ph, 60Hz	5	20	100psi, 5cfm
LS-52124	52 x 124" (133 x 315cm)	3" (7.5cm)	Up to 400 iph	230V, 3Ph, 60Hz	5	20	100psi, 5cfm
LS-52150	52 x 150" (133 x 381cm)	3" (7.5cm)	Up to 300 iph	230V, 3Ph, 60Hz	5	20	100psi, 5cfm
LS-52192	52 x 192" (133 x 488cm)	3" (7.5cm)	Up to 250 iph	230V, 3Ph, 60Hz	5	20	100psi, 5cfm
LS-62100	62 x 100" (157 x 254cm)	3" (7.5cm)	Up to 375 iph	230V, 3Ph, 60Hz	5	20	100psi, 5cfm
LS-62124	62 x 124" (157 x 315cm)	3" (7.5cm)	Up to 350 iph	230V, 3Ph, 60Hz	5	20	100psi, 5cfm
LS-62150	62 x 150" (157 x 381cm)	3" (7.5cm)	Up to 300 iph	230V, 3Ph, 60Hz	5	20	100psi, 5cfm
LS-76150	76 x 150" (193 x 381cm)	3" (7.5cm)	Up to 200 iph	230V, 3Ph, 60Hz	5	20	100psi, 5cfm
LS-84168	84 x 168" (213 x 428cm)	3" (7.5cm)	Up to 200 iph	230V, 3Ph, 60Hz	5	20	100psi, 5cfm



sales@awtworldtrade.com



www.awt-gpi.com



773.777.7100



773.777.0909